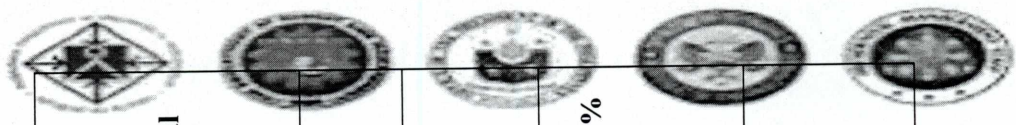


**CAGAYAN STATE UNIVERSITY**  
 University Performance-Based Bonus System  
 Andrews Campus, Caritan Sur, Tuguegarao City



**Campus Performance Measures for the Fiscal Year 2015**  
 (Basis for the Ranking of Campuses for the Grant of PBB 2015)



Program/ Major Final Output	Performance Indicator	University Target Based on GAA 2015	Campus Targets							Total	
			Andrews	Aparri	Carig	Gonzaga	Lallo	Lasam	Piat		Sanchez Mira
Operations  1. Higher Education Services	Total number of graduates in mandated and priority programs	4,813	1,925	723	1,200	256	280	104	369	572	5,429
	Average percentage passing in licensure exams by the SUC graduates over the national average percentage passing across all disciplines covered by SUC	148%	155%	150%	130%	125%	135%	115%	130%	130%	133.75%
	Percentage of graduates who finished their academic programs according to the prescribed timeframe	83%	83%	76%	71%	80%	83%	83%	83%	80%	80%

*Trinidad* *7-10-15* *defunct* *YH* *defunct* *Amor*



**Campus Performance Measures for the Fiscal Year 2015**  
(Basis for the Ranking of Campuses for the Grant of PBB 2015)

Program/ Major Final Output (MFO)	Performance Indicator	University Target Based on GAA 2015	Campus Targets								Total		
			Andrews	Aparri	Carig	Gonzaga	Lallo	Lasam	Piat	Sanchez Mira			
2. Advanced Education Services	Operations												
	Total number of graduates in mandated and priority programs	150	120	24	NA	NA	NA	NA	4	NA	NA	35	183
	Percentage of graduates who engaged in employment or whose employment status improved within one year after graduation	96%	95%	90%	NA	NA	NA	NA	80%	NA	NA	85%	87.50%
	Percentage of students who rate timeliness of education delivery/ supervision as good or better	88%	90%	85%	NA	NA	NA	85%	NA	NA	NA	85%	86.25%

*Trinidad*  
*Sanchez*  
*Sanchez*  
*Mira*

*Quality Department*  
*AP*  
*Sanchez Mira*










**Campus Performance Measures for the Fiscal Year 2015**  
(Basis for the Ranking of Campuses for the Grant of PBB 2015)

Program/ Major Final Output (MFO)	Performance Indicator	University Target Based on GAA 2015	Campus Targets								Total
			Andrews	Aparri	Carig	Gonzaga	Lallo	Lasam	Piat	Sanchez Mira	
3. <i>Research Services</i>	Number of research projects completed in the last three years	153*	13 (44)	8 (35)	13 (40)	6 (15)	5 (21)	3 (7)	5 (14)	7 (34)	60 (210)
	Percentage of research projects completed within the original project timeframe	50%	18.33% 11	13.33% 8	21.68% 13	10.0% 6	8.33% 5	5.0% 3	8.33% 5	15.0% 9	100% 60







\* see attached details supplied by the University Research and Development Office



**Campus Performance Measures for the Fiscal Year 2015**  
(Basis for the Ranking of Campuses for the Grant of PBB 2015)

Program/ Major Final Output (MFO)	Performance Indicator	University Target Based on GAA 2015	Campus Targets								Total	
			Andrews	Aparri	Carig	Gonzaga	Lallo	Lasam	Piat	Sanchez Mira		
<b>Operations</b>												
	4. Extension and Technical Advisory Services	Number of persons trained weighted by length of training	1,800	350	295	500	205	500	250	180	350	2,630
	Percentage of persons given training or advisory services who rate timeliness of service delivery as good or better	85%	90%	87%	85%	79%	90%	85%	85%	80%	85.13%	

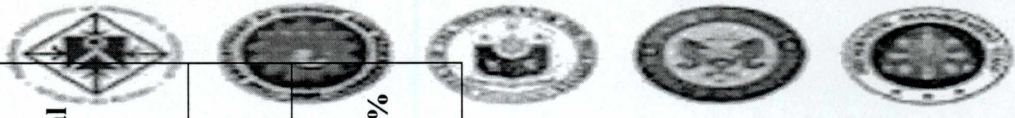











**Campus Performance Measures for the Fiscal Year 2015**  
(Basis for the Ranking of Campuses for the Grant of PBB 2015)

Program	Performance Indicator	University Target Based on GAA 2015	Campus Targets							Total	
			Andrews	Aparri	Carig	Gonzaga	Lallo	Lasam	Piat		Sanchez Mira
<b>Support to Operations (STO)</b>											
	Percentage of students and personnel who rate the non-academic services as good or better	87%	90%	85%	80%	82%	80%	87%	90%	85%	84.88%
	<i>Trinidad</i>	<i>Ray</i>	<i>Ray</i>	<i>Ray</i>	<i>Ray</i>	<i>Ray</i>	<i>Ray</i>	<i>Ray</i>	<i>Ray</i>	<i>Ray</i>	<i>Ray</i>
	<i>Medina</i>	<i>Medina</i>	<i>Medina</i>	<i>Medina</i>	<i>Medina</i>	<i>Medina</i>	<i>Medina</i>	<i>Medina</i>	<i>Medina</i>	<i>Medina</i>	<i>Medina</i>




Program	Performance Indicator	University Target Based on GAA 2015	Campus Targets							Total
			Andrews	Aparri	Carig	Gonzaga	Lallo	Lasam	Piat	

**General Administration and Support Services (GASS)**


Budget Utilization Rate (BUR) a) Ratio of total obligations to total releases (Obligations BUR) b) Ratio of total disbursements to total release (Disbursement BUR)	95%	95%	95%	95%	95%	95%	95%	95%	95%	95%
	90%	90%	90%	90%	90%	90%	90%	90%	90%	90.63%
Percentage of financial statements and reports submitted to COA	100%	100%	100%	100%	100%	100%	100%	100%	100%	100%
Ageing of Cash Advances	100%	100%	100%	100%	100%	100%	100%	100%	100%	100%


Approved:


  
**EUNICE A. LAYUGAN, PhD**  
 CEO CSU Aparri


  
**ARCHIMEDES C. ARTICULO, DPLA**  
 CEO Carig Campus


  
**VICENTE S. BINASOY, PhD**  
 CEO CSU Piat


  
**MARIDEN C. CAULAN, DPA**  
 Vice President for Academic Affairs


  
**FLORANTE VICTOR M. BALATICO, PhD**  
 CEO CSU Gonzaga

  
**ROGELIO T. TAMAYO, MS**  
 CEO CSU Lallo

  
**ATTY. HONORATO M. CARAG**  
 Performance Management Committee Chair

  
**JOSE B. GUZMAN, PhD**  
 Vice President for RDET

  
**FROILAN M. PACRIS, MS**  
 CEO CSU Sanchez Mira

  
**DOLORES QUEBRAL, MA**  
 CEO CSU Lasam

  
**JOSE B. GUZMAN, PhD**  
 Vice President for RDET

  
**JOSE B. GUZMAN, PhD**  
 Vice President for RDET